


WELCOME TO KS1



Pick up and drop off:



Thank you for a lovely start to the year. The children have been brilliant and shown amazing resilience.

Classroom door drop offs have worked brilliantly and we would like to thank you for your patience.

Start times: 8.45am

End times: 3.10pm

Reminders:

Please return your home school agreement and return it to your child's class teacher. Medical forms too.

Please sign up to dojo if you haven't already. You can get a code from your child's class teacher.

If you have an absence please report to Study Bugs.

Any new starters you should have an Arbor account- please see the office if you haven't.

Please make sure that your child brings water in their bottle for school.

Ensure that uniform is labelled so that we can try to return it to you as quick as possible.



Our Leadership Team:

Senior Leaders (SLT)



Miss P Keen



Mrs J Cunliffe



Mr L Facey



Mrs E Woolliscroft


Meet our staff year one:

Wonderful Willows:

- Mrs Weatherall (Class Teacher)
- Miss Rowley (Learning Assistant)

Magnificent Maples:

- Mrs Hague (Class Teacher)
- Mrs Preece (Learning Assistant)
- Mrs Sireno (Learning Assistant) based between both classrooms.



Meet our staff year two:



Brilliant Beeches:

- Mrs Bloor (Class Teacher, KS1 Phase Leader)
- Mrs N Davies (Learning Assistant)

Outstanding Oaks:

- Miss Lees (Class Teacher)
- Mrs Finnegan (Learning Assistant)

Our school rights:

- to be safe and healthy
- to take part in activities, play and rest
- to any special care and support
- to make important decisions
- to develop our personality and talents

Please practise these at home with your children. We are learning them in school too. 😊



Uniform expectations:

Year 1 to Year 6 Uniform:

A navy blue V neck jumper or cardigan with the school logo

Grey or navy blue trousers, tailored shorts, knee length skirt or pinafore dress

A white buttoned shirt with short or long sleeves

A school tie (traditional or clip on are available in two lengths from the office)

Tights and socks worn with shorts, skirts or pinafores must be in-line with the school colours. Only blue, small bobbles in hair please.

NB: If it is particularly warm in class children will be given permission to remove their ties. If a heatwave is forecast, the school may take the decision that ties do no need to be worn for that period. Parents will be informed via email, text, Dojo, Facebook etc.

Uniform expectations:

Footwear

Children must wear navy blue, black or grey school shoes.

Children are not permitted to wear boots. If they need to wear wellington boots or warm boots to travel to school in comfort, please ensure they have their normal school shoes with them to change into.

Heeled shoes and shoes with little grip should not be worn as the children need to be safe when they run at playtime.

Shoes must be in reasonable condition and safe e.g. no loose soles that can be a trip hazard.

Trainers are only permitted during playtime and school shoes must be worn at other times

Inclusion:

Your child's class teacher is your first port of call should you have any concerns regarding your child. We want to build a relationship with you and have an open door policy. Please ask to see the teacher if you want to discuss your child. There will be support available via the inclusion team. This could be: well-being, SEMH, academic and EAL.

If your child's class teacher has concerns about your child, they will inform you. A pupil profile may then be completed which is sent to the Inclusion Hub where it is decided what we can do to best support your child. If your child needs SEND support, you will be invited to an initial SEND consultation where you can discuss this support and any concerns that you may have.

We will then work together with parents and staff in class to best support your child.

Questions surrounding SEND

- You will always know about a pupil profile before it happens.

Following on from this the Inclusion Hub would:

- Look at the teachers concerns
- Look at parent concerns
- Carry out standardised testing in reading, spelling and maths
- Gather any other assessment data

Our timetable:

Key Stage 1 Timetable

	Monday	Tuesday	Wednesday	Thursday	Friday
8:50 - 9:05	Busy Bee time/Spelling/Reading				
9:05/9:30 - 10:25	School Worship	Maths			School Worship
10:25 - 10:40	PLAYTIME				
10:40 - 10:55	Phonics				
10:55 - 11:05	HANDWRITING SESSION				
11.05 - 12:00	English				
12:00 - 1:00	Lunch				
1:00 - varying times	Creative Curriculum				
		2.40 – 2.55 Class Worship	2.30 – 2.55 School Worship	2.40 – 2.55 Class Worship	
2:55 - 3:05	Story Time				
3:10	Home Time				



Home learning Year 1:

Pupils will receive 2 pieces of home learning per week. These will be online only and 15 minutes each.

- 1) Spelling Shed - 10 spelling rule per week around a particular spelling rule.
- 1) Numbots- please spend time working through the levels. The children love it and work hard to be the best that they can be.
- 2) Times tables books will be coming home after Christmas and children will become familiar with them in school first. TT Rocks is also encouraged as a extra and this is the same as your Numbots password.

You will have the received Numbots passwords and spelling shed will be with you soon. 😊

What we will be learning about in Year 1:

	Autumn 1	Autumn 2	Spring 1	Spring 2	Summer 1	Summer 2
Lead Question	Who am I?	Are my toys better than my grandparent's toys?	Are you an Al-hakawati?	Could you survive in the Savannah?	How Does My Garden Grow?	Why do we like to be beside the seaside?
English Text	A piece of cake	Freddie's Teddies	Ali Baba/Peter Pan	Handa's Surprise	The <u>Bad Tempered</u> Ladybird	What the Ladybird Heard at the Seaside The Island

Trips:


Black Country Museum- Autumn- Wednesday
2nd November

Local area experience- Summer- Date TBC

Llandudno- Date TBC

Opportunities for you to come into school:

- ST Matthias Christening -Autumn -Date TBC
- Spring chicken Easter sing- a- long -Spring- Date TBC
- Chippy Lunch- Summer- Date TBC



Ways to help your child in year 1:

- Practise name writing
- Practise counting forwards and backwards
- Practise writing numbers and letters with the correct formation





ClassDojo

Dojo:

Class story will show you what your children have been learning. It is a lovely way to share learning and the children are very excited when they see that you have “liked” a post.

Staff will share reminders and messages either via private message or on the “wall” page. Whole school reminders will also go onto here so please check this regularly.

We ask you kindly, to take into consideration that dojo’s may not be answered after 4.30pm and at weekends.

Anything that is urgent during the school day, please contact the OFFICE as staff will be teaching and with the children.

Dojo:


- Children work through the dojo system and receive certificates at various points.
- Medals can be achieved and this is usually during the Summer Term.



Phonics:

We have purchased a new phonics scheme and you will be hearing lots more about it.

SUPERSONIC PHONIC FRIENDS.



Along the way, children will meet several friendly characters who represent each skill involved. Supported by their Supersonic Phonic friends, this approach will ensure children develop confidence and apply each skill to their own reading and writing.

Phonics screening:



- Your child will sit with the class teacher and will be asked to read 40 words aloud. The test normally takes a few minutes. If your child is struggling the teacher will stop the check. The check is carefully designed not to be stressful for your child.
- The check consists of a list of 40 words, half real words and half nonsense words, the nonsense words will be shown to your child with a picture of an alien. This not only makes the check a bit more fun, but provides the children with a context for the nonsense word which is independent from any existing vocabulary they may have.
- The check will take place in June 2023. We will inform you of your child's progress and send a copy of the check and next steps later in the year.

Phonics screening:

Examples of words

in

ot



at

vap



beg

osk



sum

ect



Phonics screening:

<https://www.youtube.com/watch?v=hkj7McN7c40>

Useful websites to help with phonics:

www.phonicsplay.co.uk

Year 2 home learning:

Pupils will receive 2 pieces of online home learning per week. These will be online only and 15 minutes each:

- 1) Spelling Shed - 10 spelling rule per week around a particular spelling rule.
- 2) Numbots- please spend time working through the levels. The children love it and work hard to be the best that they can be.
- 3) Children will have their times table books given out on a Friday. Please practice 2,5,10 as these are our year group expectations. They need to be in school each Friday.

Year 2 learning:

	Autumn 1	Autumn 2	Spring 1	Spring 2	Summer 1	Summer 2
Lead Question	Who lives in a habitat like this?	Who lives in a habitat like this?	What makes Stoke special?	How can we perfect the Potteries?	Why was the GFOL burning?	What makes our capital special?
English Text	The Tiger Who Came to Tea Animal non-chronological report	The Mixed-Up Chameleon Winter Poetry	Little Red Riding Hood How to make oatcakes	The Tunnel <u>Stokie Trip Recount</u>	The Great Fire of London	FIRE poem The Three Billy Goats Gruff

Trips:

Chester Zoo- 27th September 2022

Stoke Trip- Spring

Warwick Castle- Summer

Opportunities for you to come into school:

- North Pole Winter Stories day-Autumn Date TBC
- Parents Pottery Workshop- Spring- Date TBC
- Summer Tea Party- Summer- Date TBC



Ways to help your child in year 2:

- Practise counting forwards and backwards to 100
- Practise writing numbers and letters with the correct formation
- Practise remembering Birthdays, Addresses and E Safety.
- Think about end of year quizzes (SATs) and help at home by looking at just a couple of questions to become familiar.



Independence:

Continuing through your child's school journey, we aim to encourage them to be more independent. You could help us by:

- Greeting friends and staff with a "Good morning" (it makes our day)
- Encouraging your child to zip up their own coats
- Encouraging them to learn to tie own laces
- Lots of telling the time at home
- Initiating their own home learning/ reading. Please keep this in your child's bag daily.
- Encouraging the use of knife and forks
- Children are encouraged to get a drink as and when they need to, so please encourage this at home.

PE:

YEAR 1:

PE days for Autumn 1- Thursday

PE days for the rest of the year- Thursday and Friday

YEAR 2:

PE days- Tuesday and Friday

PE KIT:

Colored team top

Black/ Navy shorts

Black pumps

If your child has their ears pierced and can not take them out please send in plasters to cover them.

PE year 1

Au1	Au2	Spr1	Spr2	Summer 1	Summer 2
Dance Gymnastics	Dance Gymnastics	Multi Skills (Games) Dance	Multi Skills (Games) Dance	Athletics and Team games Swimming	Striking and Fielding Swimming

PE year 2

Au1	Au2	Spr1	Spr2	Summer 1	Summer 2
Fundamental Movement Skills 1	Fundamental Movement Skills 3	Dance - Animals	Gymnastics – Balancing & Spinning	Net & Wall games skills. Athletics.	Dance – Under the Sea Invasion Games Skills

Jigsaw:

- Jigsaw gives children and young people the tools to have the best possible life.
- The programme equips them for happier and healthier lives, giving them agency to make their way through the world.
- We have sessions which include: mindfulness, calming techniques, chance for discussions about the world and thinking about what makes us special.
- Within our key stage children will learn the correct terminology for body parts.

Reading:

- Reading folders come home on a Friday. Children will have a reading book, reading diary and times table book (year 2) in their folder. This has to be in so that we can record the amount of times your child has read and reward them appropriately.
- Children who are reading at a blue and above level will change their own book fluidly. We ask that you read the book twice and answer comprehension questions that are linked to the story. They can be found in the back of the book.
- Children reading at pink, red and yellow level will have their books changed for them on a Friday and you will have 2 books in your folder.

Reading with your child:

- Take 5-10 minutes each evening with protected, precious reading time. We understand that lives are busy and this might not be possible daily.
- Talk about the book title, Author, blurb on the back. This might be a nice point to predict what your child thinks could happen in the story. They might want to infer from the image.
- Ask your child to finger trace under each word, using phonics to segment and blend.
- Children should be encouraged to use their robot arms to segment and blend each word if they need to. It is nice to read the sentence back at the end on each page.
- Having an adult present helps to model good reading, enrich vocabulary and it is such a nice time to be together.

SATS:

SATs are national tests that children take twice during their primary school life. Firstly, at the end of Key Stage 1 (KS1) in Year 2, and then secondly, at the end of Key Stage 2 (KS2) in Year 6. These standardised tests are actually known as End of Key Stage Tests and Assessments, but most people know them as SATs.

There is no pressure on the children and they know them as quizzes. We assess the children using teacher assessment and use the SATS to back up this judgement.

We would advise looking through past papers which are available on Google to ease an anxieties should they occur. Please only do a few questions should you wish to. Short bursts are better.

Dates for the year:

- Monday 26th September - Class Photos
- Wednesday 19th October- Harvest
- Friday 4th November- Individual photos (families/siblings)
- Wednesday 9th November - Parents' Consultations



Useful links:

Number formation video: <https://www.youtube.com/watch?v=lrA-GV1ThtI>

SATS REVISION: <https://www.youtube.com/watch?v=S123M-hrE7Q>

Any questions?

